

CALM Series



INDUSTRY STANDARD SLEEVE

16 x 42"

Packaged Terminal AIR CONDITIONERS

Technology Options

C42 fixed amperage

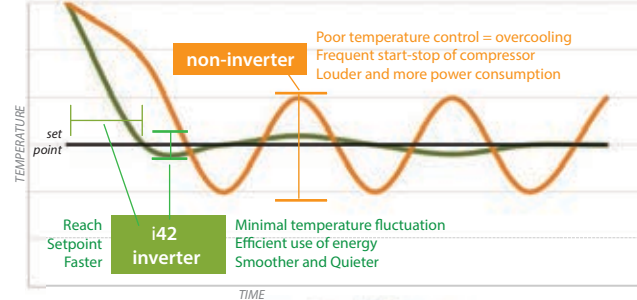
Fixed Cord/Amperage
-- non-inverter chassis in 20amp and 30amp fixed cord configurations.

U42 flexible amperage

Flexible Amperage/Heater
-- non-inverter chassis, flexible to use 15, 20, or 30A cords for 2, 3 or 5kW of electric heat.

i42 inverter

Highest Efficiency & Incredibly Quiet
-- modulating inverter chassis for quiet industry leading efficiency.



Dependable by Design.

Premium Components -- components are carefully selected and integrated into designs to provide exceptional reliability, durability, low sound, and long-life.

Loaded with Features.

- Easy to Configure -- dipswitches and simple LED touchpad controls make versatile chassis easy to configure to specific applications.
- Room Freeze Protection -- automatically maintains room above freezing.
- Front Desk Ready -- front desk control by standard 24 VAC signals.
- Fan Cycle Control -- select continuous fan or fan cycling.
- Electronic Temperature Limiting -- flexible heat and cool range limits.
- Filtered Fresh Air Intake -- by concealed manual control.
- Random Compressor Restart -- prevent power surges after power outages.
- Electronic Defrost Control -- more run time in the heat pump mode.


Distributed by:



* 1ST YEAR PARTS AND LABOR
2ND TO 6TH YEAR COMPRESSOR PARTS
FREE PARTS SHIPPING
OPTIONAL 6 YEAR COMPRESSOR LABOR

Accessories.

- Stamped Grille - durable light-weight aluminum
- Architectural Grille - aluminum louvers+ high tensile rods.
- Wall Sleeve Foldable - insulated powder-coated galvanized steel
- Wall Sleeve Assembled - insulated powder-coated galvanized steel
- Duct Kit - insulated powder-coated galvanized steel
- Sub-Base - powder-coated galvanized steel
- Wall Thermostats - wireless & wired
- Drain Kit



C42 fixed amperage

Fixed Cord/Amperage -- non-inverter chassis.



INDUSTRY STANDARD SLEEVE

16 x 42"

The c42 is new PTAC Series with durability and ease-of-service as the drivers of engineering design.

c42 has a new large indoor cross-flow fan designed to produce both higher static pressure airflow, and class-leading sound characteristics.

A new room enclosure was designed for a modern subtle clean look, with durability in mind, and for easy access to filters on the tilt-out filter door.

C42EC Air Conditioner with Electric Resistance Heat

Model	Voltage	Hz	Cooling					Reverse-Cycle Heat		Resistance Heat			Min. Circuit Amps	MOP* Fuse Amps	Electrical Plug (NEMA)	Indoor dB(A) H/L	Indoor CFM H/L°	Vent CFM	Wt.lbs. Nt/Grss
			BTU/Hr.	EER	Amps	Watts	Pts/hr.	BTU/Hr.	COP	BTU/Hr.	kW	Amps							
C42EC07K00E6	230-208	60	7200/7000	12	2.8/2.6	600/585	1.0	NA	NA	N/A	N/A	N/A	3.5	15	#6-15P	43/35	352/323	50	97/113
C42EC07K25E6	"	"	"	"	"	"	"	"	"	8600/7100	2.5/2.1	11.6/10.5	14.4	"	"	"	"	"	"
C42EC07K30E7	"	"	"	"	"	"	"	"	"	10236/8372	3.0/2.8	13.2/12.2	16.5	20	#6-20P	"	"	"	"
C42EC09K00E6	"	"	9200/9000	12	3.7/3.3	765/750	1.3	"	"	N/A	N/A	N/A	3.7	15	#6-15P	43/35	352/323	50	106/119
C42EC09K25E6	"	"	"	"	"	"	"	"	"	8600/7100	2.5/2.1	11.6/10.5	14.4	"	"	"	"	"	"
C42EC09K36E7	"	"	"	"	"	"	"	"	"	12280/10130	3.6/3.3	17.5/15.8	19.1	20	#6-20P	"	"	"	"
C42EC12K00E6	"	"	12200/12000	11.1	5.2/4.8	1100/1080	2.5	"	"	N/A	N/A	N/A	5.2	15	#6-15P	44/36	405/333	75	108/121
C42EC12K25E6	"	"	"	"	"	"	"	"	"	8600/7100	2.5/2.1	11.6/10.5	14.4	"	"	"	"	"	"
C42EC12K36E7	"	"	"	"	"	"	"	"	"	12280/10130	3.6/3.3	17.5/15.8	19.1	20	#6-20P	"	"	"	"
C42EC12K50E8	"	"	"	"	"	"	"	"	"	17000/13900	5.0/4.1	22.4/20.4	28	30	#6-30P	"	"	"	"
C42EC15K00E6	"	"	14900/14700	10.5	6.8/6.0	1420/1400	3.4	"	"	N/A	N/A	N/A	6.8	15	#6-15P	44/36	405/333	75	110/123
C42EC15K25E6	"	"	"	"	"	"	"	"	"	8600/7100	2.5/2.1	11.6/10.5	14.4	"	"	"	"	"	"
C42EC15K36E7	"	"	"	"	"	"	"	"	"	12280/10130	3.6/3.3	17.5/15.8	19.1	20	#6-20P	"	"	"	"
C42EC15K50E8	"	"	"	"	"	"	"	"	"	17000/13900	5.0/4.1	22.4/20.4	28	30	#6-30P	"	"	"	"
C42EC07R00E2	277	"	7000	12.1	2.3	580	1.0	"	"	N/A	N/A	N/A	2.3	15	#7-20P	43/35	352/323	50	97/113
C42EC07R20E2	"	"	"	"	"	"	"	"	"	7200	2.0	8.0	9.9	"	"	"	"	"	"
C42EC07R30E2	"	"	"	"	"	"	"	"	"	10600	3.0	11.6	14.7	"	"	"	"	"	"
C42EC09R00E2	"	"	9000	11.3	3.1	795	1.5	"	"	N/A	N/A	N/A	3.1	"	"	"	"	"	106/119
C42EC09R20E2	"	"	"	"	"	"	"	"	"	7200	2.0	8.0	9.9	"	"	"	"	"	"
C42EC09R30E2	"	"	"	"	"	"	"	"	"	10600	3.0	11.6	14.7	"	"	"	"	"	"
C42EC12R00E2	"	"	12000	10.3	4.5	1154	2.8	"	"	N/A	N/A	N/A	4.5	"	"	44/36	405/333	75	108/121
C42EC12R20E2	"	"	"	"	"	"	"	"	"	7200	2.0	8.0	9.9	"	"	"	"	"	"
C42EC12R30E2	"	"	"	"	"	"	"	"	"	10600	3.0	11.6	14.7	"	"	"	"	"	"
C42EC15R00E2	"	"	15000	9.6	5.8	1560	4.2	"	"	N/A	N/A	N/A	5.8	"	"	"	"	"	110/123
C42EC15R20E2	"	"	"	"	"	"	"	"	"	7200	2.0	8.0	9.9	"	"	"	"	"	"
C42EC15R30E2	"	"	"	"	"	"	"	"	"	10600	3.0	11.6	14.7	"	"	"	"	"	"
C42EC15R50EN	"	"	"	"	"	"	"	"	"	17000	5.0	19.6	24.7	30	hard-wire	"	"	"	"

C42HC Heat Pump with Electric Resistance Backup Heat

Model	Voltage	Hz	Cooling					Reverse-Cycle Heat		Resistance Heat			Min. Circuit Amps	MOP* Fuse Amps	Electrical Plug (NEMA)	Indoor dB(A) H/L	Indoor CFM H/L°	Vent CFM	Wt.lbs. Nt/Grss
			BTU/Hr.	EER	Amps	Watts	Pts/hr.	BTU/Hr.	COP	BTU/Hr.	kW	Amps							
C42HC07K25E6	230-208	60	7200/7000	12	2.8/2.6	600/585	1.0	6200/6000	3.4	8600/7100	2.5/2.1	11.6/10.5	14.4	15	#6-15P	43/35	352/323	50	98/114
C42HC07K30E7	"	"	"	"	"	"	"	"	"	10236/8372	3.0/2.8	13.2/12.2	16.5	20	#6-20P	"	"	"	"
C42HC09K25E6	"	"	9200/9000	12	3.7/3.3	765/750	1.3	8700/8500	3.5	8600/7100	2.5/2.1	11.6/10.5	14.4	"	#6-15P	43/35	352/323	50	107/120
C42HC09K36E7	"	"	"	"	"	"	"	"	"	12280/10130	3.6/3.3	17.5/15.8	19.1	20	#6-20P	"	"	"	"
C42HC12K25E6	"	"	12200/12000	11.1	5.2/4.8	1100/1080	2.5	11200/11000	3.4	8600/7100	2.5/2.1	11.6/10.5	14.4	15	#6-15P	44/36	405/333	75	109/122
C42HC12K36E7	"	"	"	"	"	"	"	"	"	12280/10130	3.6/3.3	17.5/15.8	19.1	20	#6-20P	"	"	"	"
C42HC12K50E8	"	"	"	"	"	"	"	"	"	17000/13900	5.0/4.1	22.4/20.4	28	30	#6-30P	"	"	"	"
C42HC15K25E6	"	"	14900/14700	10.5	6.8/6.0	1420/1400	3.4	14200/14000	3.4	8600/7100	2.5/2.1	11.6/10.5	14.4	15	#6-15P	44/36	405/333	75	111/124
C42HC15K36E7	"	"	"	"	"	"	"	"	"	12280/10130	3.6/3.3	17.5/15.8	19.1	20	#6-20P	"	"	"	"
C42HC15K50E8	"	"	"	"	"	"	"	"	"	17000/13900	5.0/4.1	22.4/20.4	28	30	#6-30P	"	"	"	"
C42HC07R30E2	277	"	7000	12.1	2.3	580	1.0	6000	3.4	10600	3.0	11.6	14.7	15	#7-20P	43/35	352/323	50	98/114
C42HC09R30E2	"	"	9000	11.3	3.1	795	1.5	8000	3.3	"	"	"	"	"	"	"	"	"	107/120
C42HC12R30E2	"	"	12000	10.3	4.5	1154	2.8	11000	3.1	"	"	"	"	"	"	44/36	405/333	75	109/122
C42HC15R30E2	"	"	15000	9.6	5.8	1560	4.2	14000	3	"	"	"	"	"	"	"	"	"	111/124
C42HC15R50EN	"	"	"	"	"	"	"	"	"	17000	5.0	19.6	24.7	30	hard-wire	"	"	"	"

*Time Delay Fuse or HCAR Circuit Breaker ---- *Dry Coil

Specifications Subject to Change Without Notice

U42 flexible amperage

INDUSTRY STANDARD SLEEVE **16 x 42"**

The u42 is new PTAC Series with durability and ease-of-service as the drivers of engineering design.

A new room enclosure for a modern subtle clean look, with durability in mind, and for easy access to filters on the tilt-out filter door.

u42 has a new large cross-flow fan with higher static pressure airflow, and class-leading sound characteristics.

2.0, 3.0, or 5.0 kW electric heat is determined by power cord ordered separately.



Flexible Amperage/Heater -- non-inverter flexible chassis, accepts 15, 20, 30A cords for 2, 3 or 5kW of electric heat. Chassis and power cord are purchased separately.

U42EC Air Conditioner with Electric Resistance Heat

Voltage	Hz	Model	Cooling					Reverse-Cycle Heat		Electric Heat kW OPTIONS			Indoor dB(A) H/L	Indoor CFM H/L°	Vent CFM	Wt.lbs. Nt/Grss
			BTU/Hr.	EER	Amps	Watts	Pts/hr.	BTU/Hr.	COP	2.0	3.0	5.0				
230-208	60	U42EC07KxxE	7200/6800	11.9/11.9	2.7/2.8	600/570	0.6	NA	NA	YES	YES	NO	43/35	352/250	50	112/132
		U42EC09KxxE	9500/9300	11.4/11.7	3.7/3.9	835/795	1.3	"	"	YES	YES	NO	"	"	"	"
		U42EC12KxxE	12200/11800	10.5/10.7	5.1/5.4	1140/1100	2.4	"	"	YES	YES	YES	44/36	405/333	75	116/137
		U42EC15KxxE	14500/14300	10.2/10.2	6.3/6.8	1420/1400	3.6	"	"	YES	YES	YES	"	"	"	118/139
265	"	U42EC07RxxE	7000	12.1	2.3	580	0.6	"	"	YES	YES	NO	43/35	388/265	50	112/132
		U42EC09RxxE	9200	11.5	3.2	800	1.3	"	"	YES	YES	NO	"	382/259	"	112/132
		U42EC12RxxE	12000	10.6	4.3	1130	2.4	"	"	YES	YES	YES	44/36	400/312	75	116/137
		U42EC15RxxE	15000	10.5	5.4	1425	3.6	"	"	YES	YES	YES	"	"	"	118/139

*Time Delay Fuse or HCAR Circuit Breaker ---- *Dry Coil

U42HC Heat Pump with Electric Resistance Backup Heat

Voltage	Hz	Model	Cooling					Reverse-Cycle Heat		Electric Heat kW OPTIONS			Indoor dB(A) H/L	Indoor CFM H/L°	Vent CFM	Wt.lbs. Nt/Grss
			BTU/Hr.	EER	Amps	Watts	Pts/hr.	BTU/Hr.	COP	2.0	3.0	5.0				
230-208	60	U42HC07KxxE	7200/6800	11.9/11.9	2.7/2.8	605/570	0.6	6400/6100	3.3/3.3	YES	YES	NO	43/35	352/250	50	113/133
		U42HC09KxxE	9500/9300	11.4/11.7	3.7/3.9	835/795	1.3	8500/8300	3.5/3.5	YES	YES	NO	"	"	"	"
		U42HC12KxxE	12200/11800	10.5/10.7	5.1/5.4	1140/1100	2.4	11000/11800	3.4/3.5	YES	YES	YES	44/36	405/333	75	117/138
		U42HC15KxxE	14500/14300	10.2/10.2	6.3/6.8	1420/1400	3.6	13600/13200	3.4/3.3	YES	YES	YES	"	"	"	119/140
265	"	U42HC07RxxE	7000	12.1	2.3	580	0.6	6100	3.4	YES	YES	NO	43/35	388/265	50	113/133
		U42HC09RxxE	9200	11.5	3.2	800	1.3	8500	3.5	YES	YES	NO	"	382/259	"	"
		U42HC12RxxE	12000	10.6	4.3	1130	2.4	11400	3.3	YES	YES	YES	44/36	400/312	75	117/138
		U42HC15RxxE	15000	10.5	5.4	1425	3.6	14000	3.2	YES	YES	YES	"	"	"	119/140

*Time Delay Fuse or HCAR Circuit Breaker ---- *Dry Coil

U42EC/U42HC Electric Heat Output -- Power Cord Selection Chart

Power Cord Selection: CALM U42 PTACs and PTHP's are not equipped with a power cord. A power cord MUST be purchased separately based on the voltage and amperage of the electrical circuit. Electric heating capacity of the chassis will be determined by the power cord which is selected separately. 30 Amp cords must not be used with 7000 or 9000 BTU/Hr. units.

Voltage	Hz	Part Number of Power Cord	Electric Heat kW OPTIONS	*MOP Amps	Heating BTU/Hr.	kW at Rated Voltages	Total Heating Amps
230-208	60	ACC42POWER15A	2.0	15	6500/5500	2.0/1.65	9.0/8.2
		ACC42POWER20A	3.0	20	10200/8300	3.0/2.45	13.2/12.0
		ACC42POWER30A	5.0	30	1700/13900	5.0/4.10	21.9/19.8
265	"	ACC42POWER15A-277V	2.0	15	6800	2.0	7.8
		ACC42POWER20A-277V	3.0	15	10200	3.0	11.5
		ACC42POWER30A-277V	5.0	25	17000	5.0	19.1

*Maximum Overcurrent Protection // Branch Circuit Fuse Amps



Specifications Subject to Change Without Notice



Applied Comfort Products Inc.
TRUSTED MANUFACTURER OF HIGH QUALITY Packaged Terminal Air Conditioners



i42 inverter

INDUSTRY STANDARD SLEEVE

16 x 42"



Highest Efficiency

-- in real-world conditions the modulating inverter chassis means that the inefficient start/stop of the compressor is eliminated.



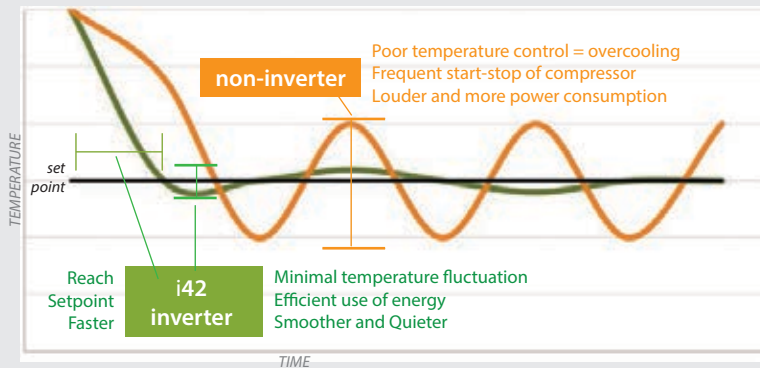
Consistent Dehumidification

-- modulating inverter technology ensures a cold condensing evaporator coil in part-load to keep comfortable humidity levels, eliminating clamminess in humid conditions.

Incredibly Quiet

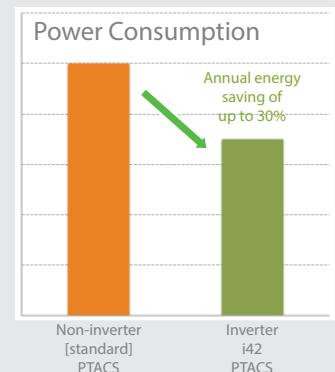
-- inverter compressor, condenser fan, and evaporator fan slow to match cooling and heating demand of room, reducing operating sound levels.
-- elimination of compressor start/stop means the room is much quieter in part-load conditions

i42 : The Benefits of Inverter Technology



Non-inverter PTACS
run the compressor at full RPM or zero RPM (on or off)
-- the on/off compressor cycling in part-load conditions wastes substantial amounts of electric power

i42 Inverter PTACS
slow the compressor RPM to match the part-load cooling or heating power required
-- a substantial reduction in power consumption occurs



The i42 Inverter Heatpump incorporates state-of-the-art INVERTER technology not found in any other PTAC, yet it fits into standard 16 x 42" PTAC sleeves. The i42 is the culmination of years of research to develop a PTAC to clearly lead the market with the lowest energy consumption, most consistent dehumidification, best conditioned air, and the lowest sound levels.

Although published EER's will be similar to other PTACs, based on laboratory testing simulating real-world installations, up to a 30% reduction in energy consumption can be expected with the Applied Comfort i42 when compared to other PTACs!

Dramatic energy savings and sound reduction is achieved by modulating the output of the PTAC to match the cooling or heating demands of the room, eliminating costly and noisy compressor cycling.

